


# Where's the PARTY?

Georgie's guide to throwing a great party



In case you need more help, we've asked Georgie to add a few things to his list so **YOU** can throw your own party!



**WHERE'S THE PARTY?** by Ruth Chan • For ages 3-6

Roaring Brook Press • An imprint of Macmillan Children's Publishing Group • [wheresthepartybook.com](http://wheresthepartybook.com)

# INVITE YOUR FRIENDS TO JOIN YOUR PARTY!

With a grown-up's help, copy, cut out, and send these invitations and RSVPs!  
If you're inviting many friends, use the event sign on the next page!



**YOU'RE INVITED TO  
THE BEST PARTY EVER!**

WHERE'S THE PARTY? \_\_\_\_\_

WHEN'S THE PARTY? \_\_\_\_\_

WHAT TIME'S THE PARTY? \_\_\_\_\_

**Games! Fun! And, of course, cake!**

PLEASE RSVP BY \_\_\_\_\_



**WILL YOU BE AT  
THE PARTY?**

PLEASE RESPOND BY \_\_\_\_\_

NAME: \_\_\_\_\_

(RESPONSE OPTIONS)


\_\_\_ YES, I'LL BE THERE!

\_\_\_ NO, I HAVE TO MAKE PICKLES.

\_\_\_ SORRY, I HAVE TO CHANGE MY LIGHTBULBS.

\_\_\_ I CAN'T. MY SHORTS ARE TOO BRIGHT.

\_\_\_ THAT SOUNDS FUN, BUT MY EARS ARE ITCHY.



**WHERE'S THE PARTY?** by Ruth Chan • For ages 3-6

Roaring Brook Press • An imprint of Macmillan Children's Publishing Group • [wheresthepartybook.com](http://wheresthepartybook.com)




# Where's the **PARTY?**



DATE \_\_\_\_\_

TIME \_\_\_\_\_

## COME FOR GAMES, TREATS, AND FUN!



**WHERE'S THE PARTY?** by Ruth Chan • For ages 3-6

☒ Roaring Brook Press • An imprint of Macmillan Children's Publishing Group • [wheresthepartybook.com](http://wheresthepartybook.com)

A party isn't a party without a yummy cake! Ask a grown-up to help you follow this recipe to make a cake fit for Georgie and his friends!

## GEORGIE'S CAKE RECIPE

### INGREDIENTS:

- 3 cups flour (to make these gluten free, use gluten-free all-purpose flour, almond flour, or coconut flour)
- 1¾ cups sugar
- ½ tsp. baking powder
- ½ tsp. baking soda
- 1 tsp. salt
- 1 cup butter
- 4 eggs
- 1 cup buttermilk
- 2 tsp. vanilla extract

### INSTRUCTIONS:

Ask a grown-up to preheat the oven to 350 degrees. Line cupcake pans with standard liners. Combine dry ingredients in a large bowl. Lightly whisk eggs in a medium bowl. Add remaining ingredients and stir together until blended. Add wet ingredients to dry ingredients, mixing well until completely combined. Separate batter into three greased 9-inch round pans. Bake for about 20 minutes or until a toothpick comes out clean when inserted. Let cool for 10 minutes before removing from pan; cool completely on a wire rack.




## BUTTERCREAM FROSTING

### INGREDIENTS:

- 2 cups butter, softened
- 1 tsp. vanilla extract
- 4-5 cups powdered sugar

### INSTRUCTIONS:

Beat together: 2 cups butter, softened 1 tsp. vanilla extract. Fold in 4-5 cups of powdered sugar in batches, scraping down the sides of the bowl between each batch. Stack the three round cakes with frosting in between each layer, and frost the top and outside generously!




WHERE'S THE PARTY? by Ruth Chan • For ages 3-6

Roaring Brook Press • An imprint of Macmillan Children's Publishing Group • [wheresthepartybook.com](http://wheresthepartybook.com)



# CAKE TOPPERS

Decorate your cake with these fun cake toppers! Just cut out the shapes, tape them to toothpicks, and place one in each cupcake. Now you're ready to party!



**WHERE'S THE PARTY?** by Ruth Chan • For ages 3-6

Roaring Brook Press • An imprint of Macmillan Children's Publishing Group • [wheresthepartybook.com](http://wheresthepartybook.com)

# MAKE YOUR OWN PARTY HAT!


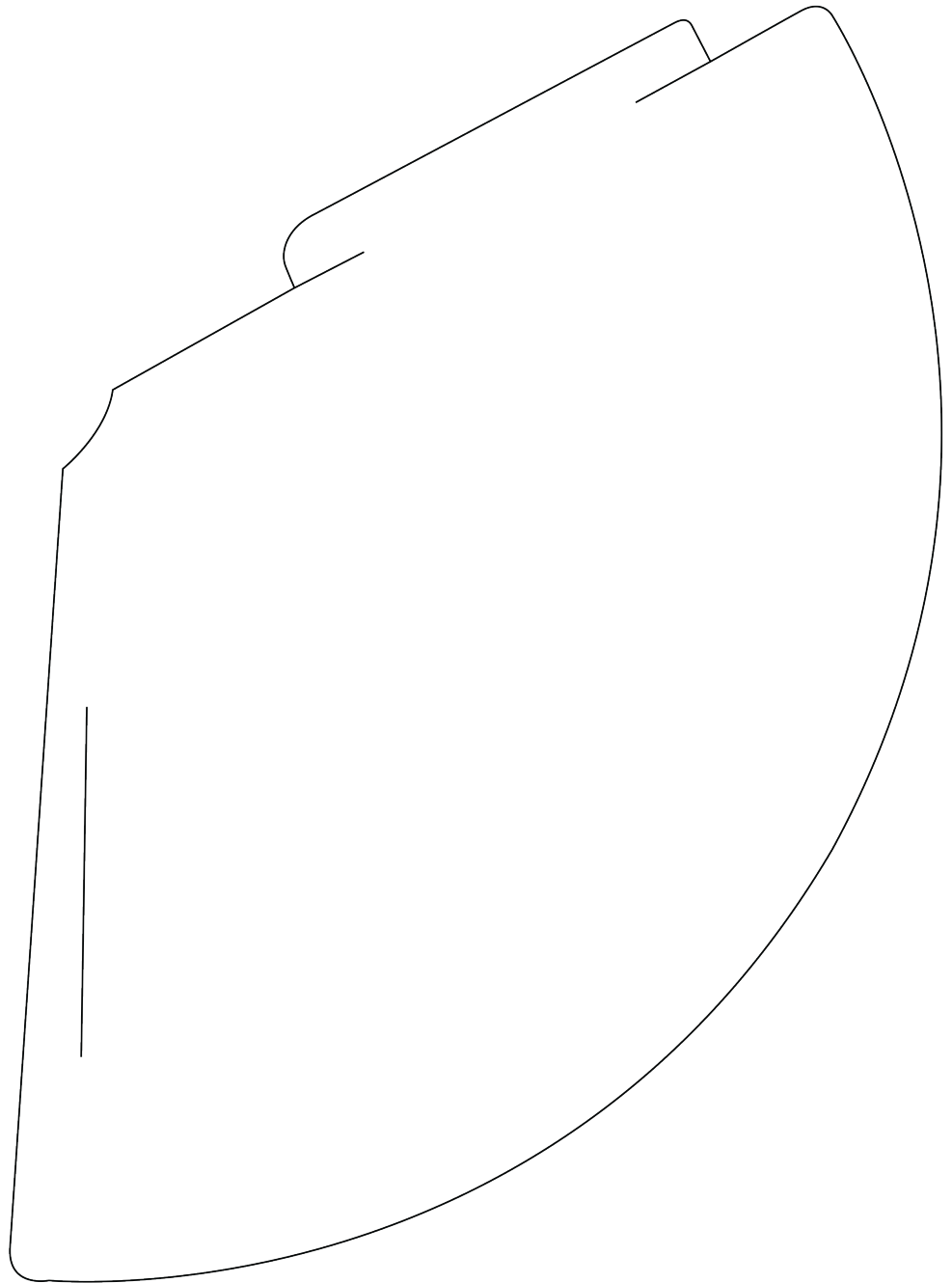
Get ready to party with a fun party hat! Simply follow the directions below, and you'll be looking festive in no time.

## MATERIALS:

- Hat template
- Heavy paper (like poster board or cardstock)
- Ribbon
- Pencil
- Markers, glitter, puff balls, crepe paper . . . whatever decorations strike your fancy!
- Scissors, and a grown-up to help

## DIRECTIONS:

- Step 1: Print, have a grown-up help cut out the template and trace it onto the heavy paper.
- Step 2: Have a grown-up help cut out the traced party hat.
- Step 3: Decorate your party hat with markers or crayons! Tip: It will be easier to draw on your hat now before you assemble it, but if you're gluing on decorations wait until after the hat is assembled.
- Step 4: Put the tab into the slot.
- Step 5: Glue on any additional decorations.
- Step 6: On each side of the hat, have a grown-up make small holes with the scissors.
- Step 7: Push the ribbon through each hole and tie a knot to hold it.
- Step 8: **PARTY!**



**WHERE'S THE PARTY?** by Ruth Chan • For ages 3-6

Roaring Brook Press • An imprint of Macmillan Children's Publishing Group • [wheresthepartybook.com](http://wheresthepartybook.com)




# PIN THE TAIL ON LESTER GAME

## MATERIALS:

- Scissors, and a grown-up to help
- Tape
- Blindfold

## INSTRUCTIONS:

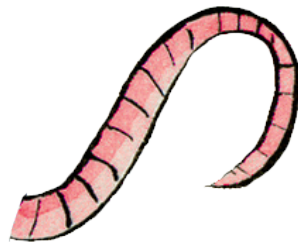
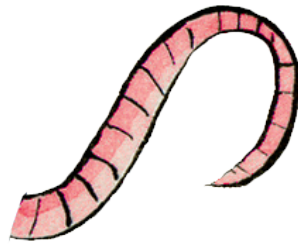
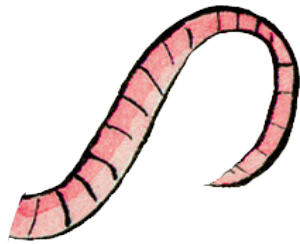
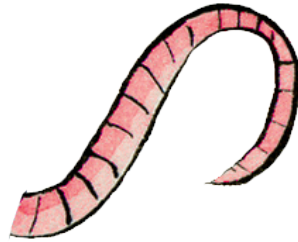
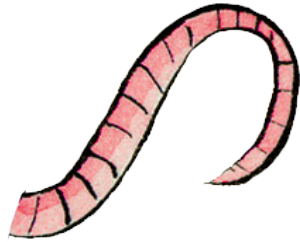
- Step 1: Print and find a grown-up to help cut out the picture of Lester, and as many tails as you need.
  - Step 2: Have each party-goer write their initials on one tail.
  - Step 3: Tape the picture of Lester to the wall.
  - Step 4: Put a small piece of tape on the end of each tail.
- Step 5: Blindfold each guest, and have them try to pin the tail on Lester! Whoever gets closest wins!



WHERE'S THE PARTY? by Ruth Chan • For ages 3-6

Roaring Brook Press • An imprint of Macmillan Children's Publishing Group • [wheresthepartybook.com](http://wheresthepartybook.com)

# PIN THE TAIL ON LESTER GAME



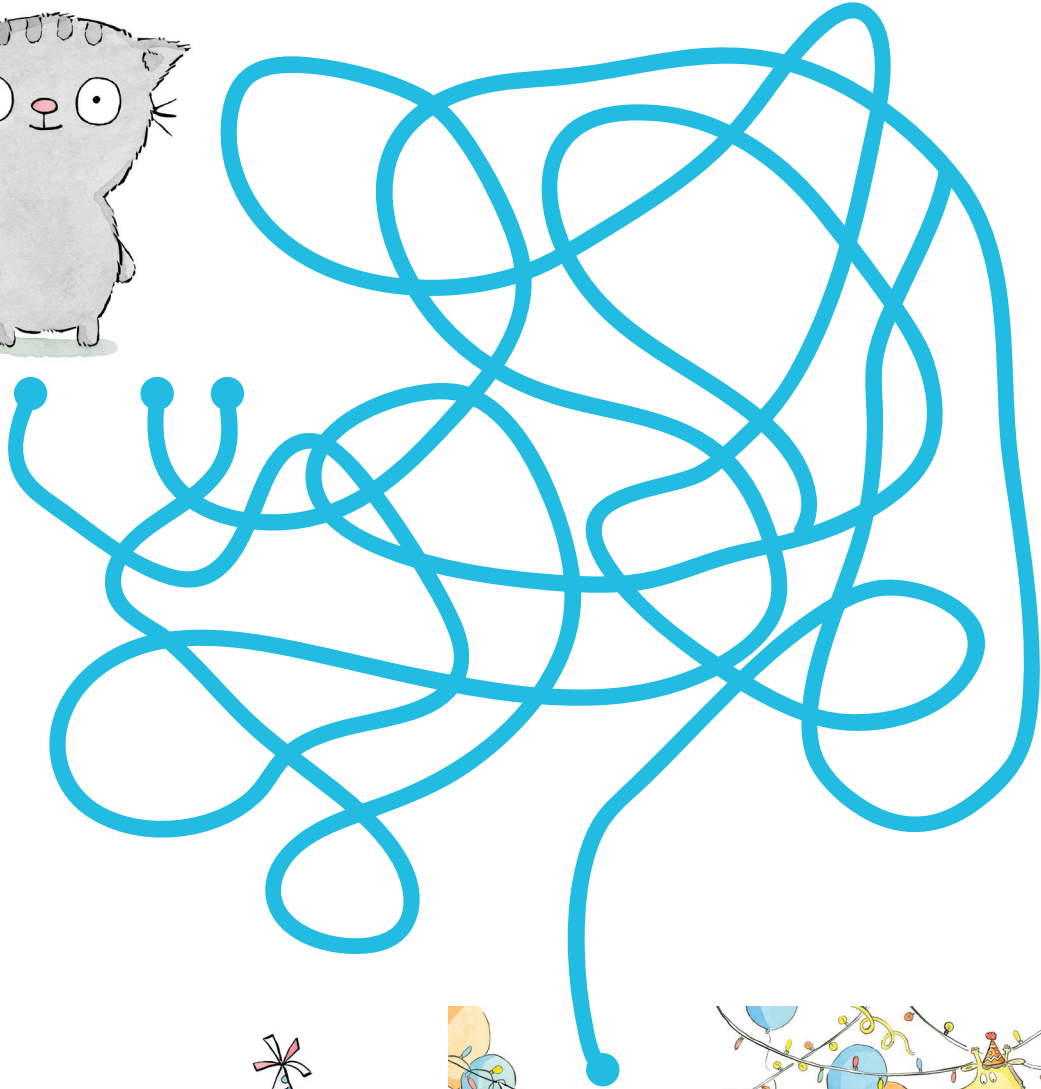
WHERE'S THE PARTY? by Ruth Chan • For ages 3-6

Roaring Brook Press • An imprint of Macmillan Children's Publishing Group • [wheresthepartybook.com](http://wheresthepartybook.com)



# Where's the **PARTY?** PATH MAZE

Help Georgie find his friends and the party by tracing the correct path.  
Better hurry before Georgie eats all the cake!





**WHERE'S THE PARTY?** by Ruth Chan • For ages 3-6

Roaring Brook Press • An imprint of Macmillan Children's Publishing Group • [wheresthepartybook.com](http://wheresthepartybook.com)

# DECORATE YOUR OWN CAKE!

There's nothing Georgie loves more than parties, friends, and cake! What would your dream cake look like? Decorate the cake below to be the best cake ever!



**WHERE'S THE PARTY?** by Ruth Chan • For ages 3-6

Roaring Brook Press • An imprint of Macmillan Children's Publishing Group • [wheresthepartybook.com](http://wheresthepartybook.com)




# COLORING PAGE



**WHERE'S THE PARTY?** by Ruth Chan • For ages 3-6

Roaring Brook Press • An imprint of Macmillan Children's Publishing Group • [wheresthepartybook.com](http://wheresthepartybook.com)

# COLORING PAGE



**WHERE'S THE PARTY?** by Ruth Chan • For ages 3-6

Roaring Brook Press • An imprint of Macmillan Children's Publishing Group • [wheresthepartybook.com](http://wheresthepartybook.com)