

SUPER HAPPY PARTY BEARS ACTIVITY KIT



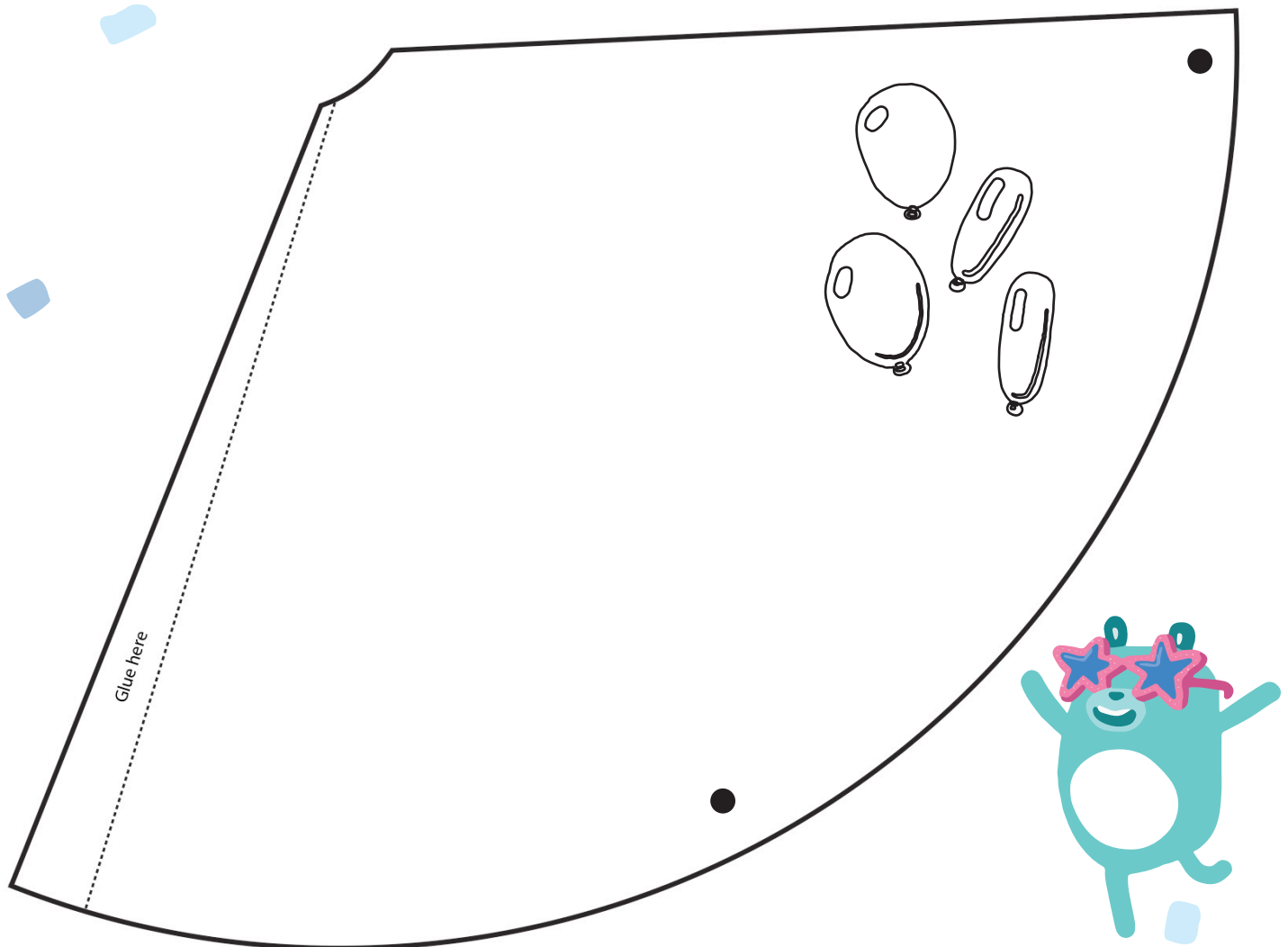
CREATE YOUR OWN PARTY HAT

The Super Happy Party Bears are throwing a surprise party, and you're invited!

All you have to bring is your very own party hat. Using the pattern below, color in your party hat, and with the help of an adult, cut it out.

Glue or tape the longest edges of the hat together. Then poke holes in either side of your hat where the black dots are and use yarn to tie it to your head.

If you have pom-poms or cotton balls lying around, glue one to the very top to make your party hat a little extra special. You can also make your hat even better with glitter, stickers, or tinsel.



SUPER HAPPY PARTY INVITATIONS

Having a party? Well then you'll need to send out invitations. Use the invitations below for your next party by writing in the day, time, and place. Then the add the names of all your friends!


With a grown-up's help, cut out each invitation and hand them out to your friends.

YOU'RE INVITED TO _____'S

PARTY. 

WHERE:
WHEN:
To:

YOU'RE INVITED TO _____'S

PARTY. 

WHERE:
WHEN:
To:

YOU'RE INVITED TO _____'S

PARTY. 


WHERE:
WHEN:
To:

YOU'RE INVITED TO _____'S

PARTY. 

WHERE:
WHEN:
To:

YOU'RE INVITED TO _____'S

PARTY. 

WHERE:
WHEN:
To:

YOU'RE INVITED TO _____'S

PARTY. 


WHERE:
WHEN:
To:



TRIPLE-DECKER GIGGLE AND JELLY SANDWICHES RECIPE

If you're throwing a party, you have to have lots of snacks.
Here's a favorite recipe from the Super Happy Party Bears.

1. Start with 3 slices of your favorite bread.
2. Spread butter to one side of 2 slices, and both sides of the middle slice.
3. Spread strawberry jelly on the bottom slice.
4. Lay the middle slice on top.
5. Spread grape jelly on the top slice.
6. Lay the top slice on top of the middle slice, jelly side down.
7. Cut into fourths.
8. Set on a serving tray.
9. With the help of a grown up, cut out the flags below, and tape them to toothpicks.
10. Stick your "giggles" into your triple-decker jelly sandwiches and serve!



SUPER HAPPY PARTY BEARS DANCE GAME

To play the Super Happy Party Bears Dance Game, all you need is some music, and one person to lead the game. The leader will call out the commands below. The players will keep Shimmying and Shaking until the leader shouts "Strike a pose." Then all the players have to freeze. The dancer who takes the longest to freeze will be eliminated.

Slide to the right.



Hop to the left.



Shimmy, shimmy, shake.



Strike a pose.



CEILING SPIRAL PARTY DECORATION

Make a few copies of this page, then color in the spiral design below.

With the help of a grown-up, cut out the spiral along the lines. Tape the center of the spiral to the ceiling and let the rest of it hang down to transform any room into an instant party!

